



The Oakleaf

VOL.35

ISSUE 2

OCT 2015

**ILLINOIS QUILTERS INC.
P.O. BOX 39
WILMETTE, IL 60091**

WEBSITES:

www.illinoisquilters.org
www.illinoisquiltersinc.org
www.illinoisquilters.com

IN THIS ISSUE:

FAOF news pg 1
Lectures/workshops pg 2-4
Workshop application pg 5
Quilt-In application pg 6
Membership/Library pg 7
Membership app pg 8/9
IQI Board pg 10

NEXT MEETING:

Oct 1 (Ami Simms)
Beth Hillel Contregation
Bnai Emunah
3220 Big Tree Lane
Wilmette, IL 60091

*Doors open at 6:30 pm
Program begins at 7:00 pm*

NEXT WORKSHOPS

Oct 2 & 3 (Ami Simms)
Gloria Dei Lutheran Church
1133 Pfingsten Road
Northbrook, IL 60062

NEXT BOARD MEETING:

Monday, Oct 5, 7:15 pm
Levy Senior Center
300 Dodge Ave. (at Mulford)
Evanston, IL

Regarding the Fine Art of Fiber.....

It's really right around the corner!

The forms are in, the august Selection Committee has met, selections have been made and ACCEPTANCE LETTERS WILL BE IN THE MAIL SHORTLY! We had 235 entries this year, and not quite enough space for all of the large and medium items. So, watch your mailbox, as this year's letter will tell you the disposition of EACH quilt entered, so there should be no confusion as to what to bring to the Botanic Garden on Thursday, November 5, between 9 and 10 am.

On the off-chance that not everything you entered was actually finished at the time of submission, get cracking, especially if it was small – those are all in!



Do you have your FREE CBG parking pass?

Yes, if you have signed up to VOLUNTEER at the Fine Art of Fiber, there is a free Chicago Botanic Garden parking pass for you on the day(s) you volunteer. So - plan on some extra time strolling in this North Shore Wonder of a garden!

IQI 2015-16 LECTURES & WORKSHOPS

Oct 1 Ami Simms www.amisimms.com Ami's easy-going teaching style and incorrigible sense of humor have made her a sought-after instructor and lecturer on the national circuit for more than 25 years. She has presented lectures and workshop to more than 400 quilting groups in 45 states and seven foreign countries. A former elementary school teacher, she transforms complex skills into small, easy-to-master tasks. Ami was named 2005 Teacher of the Year by Professional Quilter magazine. First introduced to quilt making in 1975 while conducting research among the Old Order Amish, Ami is the author of nine quilting books, numerous patterns, and is the creator of the infamous Worst Quilt In The World Contest®. She is also the founder of the Alzheimer's Art Quilt Initiative. Ami has designed two fabric lines, appeared on five different television shows, and was invited to the White House in 2004 along with other artists who participated in the Art in Embassies program. Her lecture "Living with Quilts: A Survival Guide" will include how to pad your house (quilt display and storage), eliminate pesky distractions (cooking and cleaning), and the best way to deal with the guilt of UFOs (ignore it!).

Oct 2 Fabric BOWL-ing. Learn how to make fantastic fabric bowls by zigzagging coils of clothesline wrapped with fabric in this full-day workshop. They're fast, and fun, and they look spectacular!

Oct 3 String Star. Make a cute little String Star quilt, about 33" x 33" before borders, in this 6-hour hands on workshop. Learn strip-piecing, "tube" construction, and lots more as you machine-piece your way to the stars, er...star. This is a real stash-buster quilt and can be made totally scrappy happy, or with a controlled palate. The choice is yours. Border options will be discussed, but you'll add those at home.



Jan 7 Erica Jarrett Erica Jarrett has been sewing and antiquing most of her life. She fell in love with quilting when she was newly married, and made a sampler quilt in peach and green, sewn by hand using templates and hand quilted. She has made countless quilts in many techniques since, but her favorites are always traditional style quilts with modern twists. One of her quilts was juried into Paducah a number of years back, a traditional red and green border style quilt.

Come listen to Erica as she shares her collection of 50 doll quilts spanning 1850's to the 1950's and learn what clues to look for when determining when quilts were made. Whether it is the color (peach and green!), the pattern used, the fabric choices or even the type of construction, all these will help identify an era for quilts. And doll quilts themselves have wonderful stories to tell about who made these charming little gifts for treasured young girls to play with, whether made by a grandmother, a mother or a young girl just learning to sew.

Jan 8 UFO Workshop

Jan 9 UFO Workshop

Feb 4 Sara Lawson www.sewsweetness.com Sara started designing free bag sewing patterns for Pellon Projects, in late 2011. They include detailed instructions and step-by-step photos. Her book, *Big-City Bags*, was published by Martingale in 2013. In 2012 she wrote 26 bag patterns, in 2013 she wrote 22 bag patterns, and this year is working on her second bag sewing pattern book.

“My love for sewing has truly brought me out of my shell. I have always been a shy person, but now I feel confident in myself and in my sewing abilities, and I can now do things that I never in my life would have imagined that I would be doing.”


She will do a trunk show and interfacing lecture and will provide one interfacing charm pack (11 interfacings) for each person attending plus a handout. Books and patterns will be available for purchase.

Feb 6 Learn how to make a Peas and Corn Lunch Bag. These insulated lunch bags are the perfect break to the day! Included in the pattern are two different styles of lunch bags (a rounded lunch bag for the intermediate sewist, and a top zip lunch bag for the advanced sewist). Whether you make them for a child or an adult, they are just the right size to fit a sandwich, several snacks, and a drink. Also included in the instructions are zippered snack bags in two different sizes – one for snacks, and another for a sandwich!



Mar 3 Barb Raisbeck quiltsbybarb@tds.net Barb is the owner and operator of Quilts by Barb. She does machine quilting, custom designs quilts for customers and sponsors a Quilt Retreat Getaway Weekend each fall. Barb has won a number of awards with her quilts and for machine quilting on her customers' quilts. Her specialty is working with her own hand dyed fabrics and scrappy quilts. Why use only one red when ten is so much better! Barb's lecture “Handsome in Hand Dyes” will feature projects she has made using her own hand dyed fabrics, over dyed fabrics and commercial fabrics.

Mar 4 Squarey Quilts. In its most basic form, the Squarey quilt is very simple, but has a great look. You'll be in charge of how simple or complex your Squarey quilt will be. Start gathering lots of scraps and fat quarters in the color scheme of your choice.



Mar 5 Broken Paths is made using a free form cutting technique. This makes each piece unique. We are going to be working on a table runner or wall hanging in class that finishes to approximately 16" X 54". The technique may be adapted to make a quilt in any size. You can also change the shape if we want! We are using hand dyed fabrics for our projects. These give a very modern feel that will go with all décor. Each participant will choose from a large selection of Quilts by Barb's hand dyed fabrics for the class.



Apr 7 Pat Speth www.patspeth.com Pat Speth began quilting in 1988 when she purchased a wool quilt batting from her Grandmother's auction. "I checked out a stack of quilt books from the library and fell in love with the patterns and designs, I knew I could not stop with just one quilt." Her lecture/trunk show, Nickel Quilts – Five Inch is a Cinch —How Nickel Quilts Are Created — is sure to get quilters fired up about using 5" squares of fabric. She brings a great assortment of quilts from her collection and focuses on the blocks in the quilts and simple components they are made from.

It's scrap quilt making at its best—20 stunning quilt patterns in a rainbow of gorgeous colors, an all new approach to making scrap quilts that sparkle. Start by cutting 5" squares from your stash fabrics. Once you have your stack of squares, half the work—the cutting—is done.



From left:
Tillie's Treasures
Prairie Gems
Star & Crown
 (See her website
 for other **Small
 Wonder quilts**).

Apr 8 Small Wonders —8 quilts to make featuring: Tillie’s Treasures, All That Glitters, Butterfly Waltz, Star and Hourglass and more! Once you start with these units you won’t want to stop. Simple sewing and cutting techniques will turn your 5” squares into these remarkable units without cutting any triangles or working with bias.


From left:
Millennium Star
Pinwheels on Parade
Dawn to Dusk
 (See her website for
 other **Picket Fence
 quilts**).



Apr 9 Picket Fence —5 Quilts to Make Featuring Millennium Star, Chesapeake The picket fence unit is made with the sew & flip method. No triangles to cut or bias to work with. Pat will have handouts with design variations and how to make your pieced border fit your top.

May 5 Linda Brodine www.quilt-stories.com “Gramma Please Tell Us A Story!” Beginning in the late 1990s, Linda collaborated with her mother and illustrator, Blanch Labedz, to publish a collection of children's stories inspired by the countless improvised tales Linda shared when her grandchildren were youngsters. Quilt-Stories were born when Linda's original stories were translated into family heirloom quilts and illustrations that were published together in "Gramma, Please Tell Us A Story!" in early 2012. Combining the Arts—writing, drawing and quilting— is sure to tickle your imaginations and encourage you to get started on a project that brings two or more art forms together!

It is so exciting to know that when Linda joins us, she will have three volumes of quilt stories published. She will offer them for sale and happily autograph!



May 6 UFO workshop

May 7 UFO workshop

IQI Workshop Registration Form for 2015/16

Name: _____

Phone: _____ E-mail address: _____

Non-members only: _____

Address City St. Zip

For each workshop, please circle the Member or Non-Member Price. Total amount remitted with each form should be the total of all circled amounts.

Date	Workshop Title	Member	Non-Member
9/4/15	Transparency Handout fee: \$2	45.00	55.00
9/5/15	Patchwork Illusions Kit fee: \$16 includes handouts & templates	45.00	55.00
10/2/15	Fabric BOWL-ing	45.00	55.00
10/3/15	String Star	45.00	55.00
1/8/16	UFO Workshop 9 am-4 pm Sign up in advance	15.00	25.00
1/9/16	UFO Workshop 9 am-4 pm Sign up in advance	15.00	25.00
2/6/16	Peas and Corn Lunch Bag	45.00	55.00
3/4/16	“Squarey Quilts”	45.00	55.00
3/5/16	“Broken Paths”	45.00	55.00
4/8/16	Small Wonders	45.00	55.00
4/9/16	Picket Fence Units	45.00	55.00
5/6/16	UFO Workshop 9 am-4 pm Sign up in advance	15.00	25.00
5/7/16	UFO Workshop 9 am-5 pm Sign up in advance	15.00	25.00
TOTAL AMOUNT DUE:			

Supply lists available on the IQI website: www.illinoisquilters.com

Bring a completed form with check or cash to a monthly meeting or send completed form with a check payable to IQI to: Sarah Schneider, 705 Lincoln St., Glenview, IL 60025 847-729-3919

Refunds are available up to 30 days in advance minus a \$5 per-workshop-day handling fee.

Requests for refunds must be in writing and sent to workshop registration coordinator.

Illinois Quilters, Inc.
QUILT-IN REGISTRATION FORM

January 22, 23, 24, 2016

Techny Towers Conference Center, 2001 Waukegan Rd. Techny, IL

Name _____

Address _____

City, State, Zip _____

Phone _____ E-mail _____

Weekend cost per person, including 4 meals:

\$230 in a triple / \$240 in a double / \$270 in a single. Non-member of IQI? ____
 (Add \$25 to member cost shown. Non-member registrations will be processed in the order received for spaces available starting December 1st)

Note: There are a limited number of single rooms, for which medical reasons carry priority. Just let us know if you need special accommodations: _____.

Techny has two elevators.

A deposit of \$150 (or the full amount) secures your reservation. Bring your check payable to IQI and this form to an IQI meeting or mail them to: Georgia Cibul, 650 Winnetka Mews, Apt. 311, Winnetka, IL 60093. Balance is due January 11, 2016.

I prefer a _____ single _____ double _____ triple and will be rooming with

Note: We can accommodate mutual rooming choices when deposits are received from all parties for that room. If no roommate is listed, we will match you.

Please indicate any food allergies or nutritional requirements so Techny can accommodate you. _____

You will be assigned a specific snack to bring in a letter which will be at the January IQI meeting or mailed to you if unable to attend.

We will also be asking for a few irons and ironing boards for general usage at that time.

Workshops:

The following (free) workshops will be given during the weekend. Please indicate which workshop you would like to take. Supply lists and/or further instructions to come in January.

Your choice(s) (check below)	Day/Time	Workshop	Teacher(s)
	Fri.pm and Sat. am	Anniversary Quilt (add \$5 pattern fee)	Jan Aaron
	Sat. pm	Hawaiian Applique	Alice Hutchinson and Fran Dmytro
	Sat. am/pm	The Place for Everything Bag	Sue Sweeney

Questions? Call Georgia Cibul 847-441-5678 or e-mail her: hg cib@comcast.net

Help Spread the Word!

Each and every one of us can help “advertise” the show and boost attendance. If you are on Facebook, for example, please consider uploading a picture of your entr(ies) with a link to the Fine Art of Fiber (www.fineartoffiber.org) which will take people directly to the “front” page with all the dates, times, and (prior year) pictures. Please also consider sending out an email blast to your friends (they will be THRILLED to hear from you and see your work) with a picture of your entr(ies) and the show link, above.

New Boutique Chairperson Needed for 2016.

After many years (including this one) of incredible Boutique leadership, Roberta Levin is stepping down at the end of FAOF 2015. Do you love the Boutique and would like to continue to see our Guild and views represented in the show? If so, please consider training with Roberta this year to take over the reins of the Boutique leadership in 2016. Please note: you do not need to be a Boutique participant to be the Chairperson; I’m just thinking it is of more importance to those of you who are.

Melanie Anderson and Edrene Heiss

The December Potluck will be held at Gloria Dei on December 3rd. I will need volunteers to help set up at 5:30 p.m. and clean up afterwards. Please call Esther Behnke (847-498-4178) if you can help out.



Have you signed up to Volunteer?

All show participants are required to volunteer during the show. Please go to the FAOF table (or contact Nancy Haney, keeper of the forms) and sign up to volunteer ASAP. Wait – you didn’t get anything submitted? (why not?)

No problem, we still hope you will volunteer to help at the show. That way you get a really close look at everything everyone else submitted to give you more ideas for next year, as well as a FREE parking pass for that day. Thank you, and we are SO looking forward to seeing your work!

Library News

Three new books in our Library

House Warming Patchwork : 78 original motifs & 10 projects
by Yoko Saito



Skinny Quilts: 15 Bed Runners, Table Toppers & Wallhangings
by Kim Schaefer



Weekend Wonders: Spend Your Weekend Sewing Instead of Cutting
by Trish Stuart Designs [uses 2 ½” strips]



Your Librarians—Linda Feinberg,
Barbara Feinberg, Judy Maffris



Illinois Quilters, Inc.

P.O. Box 39, Wilmette, IL 60091-0039

MEMBERSHIP APPLICATION

2015-2016

Membership directory Deadline: September 15, 2015

-Directory listing is essential for Fine Art of Fiber participation-

Please **PRINT** clearly

Today's date: _____

Name _____

(as you want it on name badge & in directory)

Address _____

City _____ State _____ Zip Code _____

Preferred phone # _____ secondary phone # _____

Email Address* to receive OakLeaf newsletter _____

(OK to use my email, but please don't print it in directory)

*NOTE: for OakLeaf newsletter via snail mail, add \$10.00 below.

Please indicate whether you are: NEW** to IQI _____ renewing _____ returning after absence _____

** How did you learn about IQI (friend, online search, Fine Art of Fiber, etc)? _____

FEES: _____ \$45.00 (through 6/30/15) or \$50.00 (from 7/01/15)

_____ \$10.00 if OakLeaf should be printed & mailed

_____ Library Fund (optional)

TOTAL _____ paid by cash _____ / check # _____

IQI is a volunteer organization and operates effectively only with everyone's help. Four hours of service a year is a suggested share. Please choose activity areas where you might like to help:

_____ Board (I would be willing to serve)

_____ Demonstrate a technique (explain on page 2)

_____ Fine Art of Fiber show/boutique

_____ Host a speaker in my home

_____ Host at a workshop

_____ Help at library table at meetings

_____ Help at membership table during meetings

_____ Nominating committee for next Board

_____ Potluck help, Dec. and/or June meeting

_____ Challenge project for members

_____ Quilt-In (members' weekend retreat)

_____ Help make raffle quilt

_____ Help show raffle quilt at other guilds

_____ Service projects-in a group or at home

_____ _____

_____ _____

Demonstrations / Mini-Workshops

From time to time we have a program sharing the skills and wisdoms of our members. If you would like to be an instructor at such a meeting, please describe what you would like to share:

Business owners

As a member of IQI, if you have a business that sells quilts or quilt-related products you may be listed under "Area Shops" in the guild membership directory. Please provide this information:

Business Name: _____ Hours _____

Address _____ City _____ State _____ Zip _____

Telephone _____ URL or email _____

Text for directory (about goods & services offered) _____

Professional Quilting services and Related Activities

As a member, you may list your quilt-related services in the "professional Services" section* in the guild membership directory. Please provide your text and check your specialties below. Submit with this completed form a copy of credentials or documentation, such as certification, that supports any claims.

- | | | |
|---|---|--|
| <input type="checkbox"/> appliqué | <input type="checkbox"/> craft shows | <input type="checkbox"/> quilting by machine |
| <input type="checkbox"/> appraisals | <input type="checkbox"/> demonstrations | <input type="checkbox"/> quilt photography |
| <input type="checkbox"/> baby quilts | <input type="checkbox"/> lectures | <input type="checkbox"/> quilt repair |
| <input type="checkbox"/> color consulting | <input type="checkbox"/> piecing | <input type="checkbox"/> workshops |
| <input type="checkbox"/> commissions | <input type="checkbox"/> quilting by hand | <input type="checkbox"/> other: _____ |

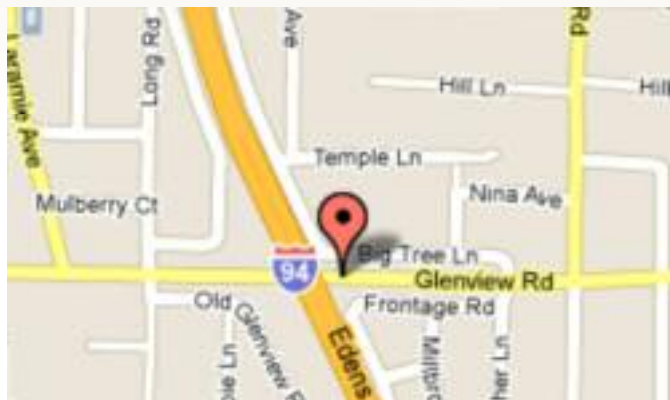
NOTE: This notice appears in the directory: "This section of our publication is provided as a free service to our members. As such, IQI, its officers, agents and representatives are not able to verify nor can we be responsible for the representations made in the advertisements. You should determine the accuracy of the representations, the credentials of the advertisers, as well as the quality of the services or goods before making purchases."

IQI Board Members

President	Randy Menakes <i>president@illinoisquilters.com</i>
VP Programs	Kathy Grum
VP Contracts	Martha Ross-Mockaitis
Treasurer	Marilyn Nance Roberta Levin
Secretary	Anne Goldberg
Membership	Chris Deering Miriam Eisenberg <i>membership@illinoisquilters.com</i>
Oak Leaf Editor	Linda Howard <i>info@illinoisquilters.com</i>
Fine Art of Fiber	Edrene Heiss Melanie Anderson
Workshop host	Nancy Haney
Workshop reg.	Sarah Schneider <i>workshops@illinoisquilters.com</i>
Member at Large	Esther Behnke

Committee Chairs

Library	Barbara Feinberg Linda Feinberg Judith Maffris <i>library@illinoisquilters.com</i>
Service/Friendship	Lynn Bradburn Diana Burrows
2016 Quilt-In	Georgia Cibul
2015 Raffle Quilt	Mary Meyers
Publicity	Mary Meyers
Website	Ellen Pomes <i>info@illinoisquilters.com</i>
Challenge Quilt	Katie Ordover
Quilt In	Georgia Cibul Anne Hart Linda Howard Diane Capitani Jan Aaron



Ladders Needed!

In previous years, we have depended on the random bringing of ladders to the FAOF show for set-up and take down. THIS YEAR, I would like people, if they are able, to let us know that they can (and will) bring ladders. I will ask for a show of hands at the October meeting for people who can bring ladders to set-up and leave them for the weekend. Ideally, I'd like us to have SIX 6-8 foot ladders, and 4 shorter ladders. We will certainly help you get them out and in to your vehicle, (in case you were wondering.)

Melanie Anderson and Edrene Heiss



Of course, a STEPladder is preferred.



Gloria Dei