



The Oakleaf

VOL.37

ISSUE 6

JAN/FEB 2018

**ILLINOIS QUILTERS INC.
P.O. BOX 39
WILMETTE, IL 60091**

WEBSITE:

www.illinoisquilters.com

IN THIS ISSUE:

General news	pg 1
Lectures/workshops	pg 2-3
Workshop app	pg 4
Membership app	pg 5-6
Library/Quilt In etc	pg 7
Board info	pg 8

NEXT MEETING:

Feb 1 (Catherine Redford)
Beth Hillel Congregation Bnai
Emunal
3220 Big Tree Lane
Wilmette, IL 60091

Doors open at 6:30 pm

Meeting begins at 7:00 pm

NEXT WORKSHOPS

Feb 2, 3, (Catherine Redford)
Gloria Dei Lutheran Church
1133 Pfingsten Road
Northbrook, IL 60062

NEXT BOARD MEETING:

Feb 19, 7:15
Levy Center
300 Dodge Ave. (at Mulford)
Evanston, IL

President's Letter

Here we are, a month into winter, and only a few days from the highlight, Quilt-In! What a great way to spend a cold January weekend. As of now, 60 people are signed up. If you would like to attend, contact Sarah Schneider, Anita Ruesch, or Angel Sidor.

Thursday, February 1st, is our next meeting. Catherine Redford will speak. She is dynamite and very funny; At the Friday and Saturday workshops, there is still room in her classes, so go online and sign up. Or sign up at the meeting.

At the December 2017 potluck, support was very strong for dropping the August meeting and reinstating the January one. In response, the board agreed. Since the August 2018 speaker is already booked, the new schedule will take effect in the guild's 2019/2020 year.

Again, I hope to see all of you in the very near future; either at Quilt-In or the February meeting/classes, or both.

Kristin Woods

The Quilt-In is upon us. Friday, January 26!

Read below if you are joining us!!

Anita has emailed you your confirmation letter, so check your email! Letters were mailed to members who do NOT have email.

The confirmation letter shows who you are rooming with, what type of snacks/equipment to bring for the group, when to serve them, and what classes you have signed up for, along with directions about checking into Techny Towers, where to unload your car and where to park.

The supply lists for the Applique Pillow, 3-D Christmas Tree and the Mystery Quilt classes are on the IQI website. The supply lists for the Prize Worthy Bindings and the Button Boats were emailed to each of the class participants and should be on the website soon. **You must purchase the Button Boat pattern at Quilters Heaven in Northbrook.** They are offering 10% off your purchases if you mention you are a Quilt-In participant.

As an added treat, Sandy Schweitzer is offering to do quilt appraisals at a cost of \$50 each. Each appraisal will take about half an hour. She will start at 1 pm Saturday and have time to do 8 appraisals. You **must** sign up with Angel Sidor, angel.sidor@gmail.com, or 847-508-0976 in order to get your quilt appraised at the Quilt-In. First come, first served.....

If you have any questions regarding the Quilt-In, please contact us.

Sarah Schneider tsm2000@sbcglobal.net
Anita Ruesch anita.ruesch@gmail.com
Angel Sidor angel.sidor@gmail.com

IQI 2017-18 LECTURES & WORKSHOPS

Please note: Dates with an asterisk (*) indicate lecture will be held at Gloria Dei instead of Beth Hillel. Also note: some kit fees can only be paid with cash or check, no credit or debit cards. See workshop info.



Feb 1 Catherine Redford Catherine Redford lives in Naperville, Illinois and is a well-known quilt teacher, author and fiber artist both in the Chicago area and nationwide. She and her team at the 2016 International Quilt Festival in Chicago won the coveted IRON QUILTER Award.

She taught at Pieceful Hearts Fabrics in Lisle, and has classes on Quilting Arts TV, Craft U. She has embraced the modern movement in quilting but still enjoys handwork and folk art stitching. She describes her style as “eclectic.” And no matter what she is teaching, she and her students have a lot of fun doing it!

Feb 2 “Folk Art Stitching”. Start by learning, or being reminded of, some basic embroidery stitches on a specially designed pre-printed sampler and then learn some novel embellishment techniques to add to the fun. Learn how Catherine transfers her own designs onto dark colored backgrounds. Enjoy the relaxed tempo and reconnect with hand work!

Kit fee, \$25, payable to Catherine. All you have to bring is your glasses...and your sense of fun. **Cash or checks only...NO credit cards.**

Feb 3 Have you looked at Modern Improv Quilts and not known where to start? Bring a bag of scraps, a neutral solid and your happy thoughts! We'll look at a few examples, discuss some techniques, including adding narrow strips and gentle curved piecing, and get to stitching. Make one, and maybe two small wall hanging size quilts ready to take home and quilt.



Mar 1* **Barbara Black** “Make an Award Winning Quilt”. Barbara is from Huntsville, Alabama. Her blog “My Joyful Journey” is full of great information, tutorials and encouragement to all.

Her "claim to fame" is “Red and White--By the Numbers” selected as the commemorative quilt for the 40th Anniversary of the International Quilt Festival, Houston, TX. All 2014 advertising, catalogs, show pins and beautiful tote bags are featured this quilt. It is now in the Quilts, Inc. Corporate Collection.

While she loves to do hand appliqué, she is most known for Medallion-style quilts with many pieces and lots of precision. If it looks hard, she can make it seem easier. She sometimes makes simple, fast quilts, but is most often working on projects that take time. *“Most important to me is my passion for teaching others to quilt.”*

Mar 2 Learn to paper piece the entire star with NO set-in piecing. You'll be amazed at your accuracy. One star makes a great center medallion, many stars make a fabulous quilt. Pattern required, \$10. **(Cash or checks only...NO credit cards.)** You will receive instructions for pre-cutting, which must be completed prior to class.

Mar 3 Use all those favorite scraps to make this traditional block and learn to sew Y seams easily. Sew on paper to use even the tiny bits. Learn to master set-in piecing. Warning: this one is addictive!

Full Day Workshop, Template Set, \$25 is very helpful. **(Cash or checks only...NO credit cards.)**



Apr 5* Mary Alice Hart “Faces in Fabric”. In 2008 three things converged that forever changed the focus of her quilting: a digital camera, Solvron®, and an article in the Quilting Arts Magazine. The camera took great close-ups of flowers that she longed to turn into quilts. Solvron®, a water-soluble material could give fabric interesting textural effects. And the article, “Daylily” by Ann Holmes gave her the final piece of the puzzle showing her how to turn photos into a pattern. She was quickly hooked and totally obsessed! In the quilt world her work would be classified as machine applique. It is based on photos that she manipulates in the computer to create a master pattern and pattern templates. Most of the pieces are cut with seam allowances that are turned under and the pieces are assembled like a jigsaw puzzle. When the piece meets her approval the sewing/quilting begins.

Apr 6 Try this simple method of machine applique that involves no sewing until the piece is assembled, stacked with batting and backing, and ready to quilt. Have fun building the turned-edge “hand-applique by machine” piece, and learn to texture fabric and create shadow with tulle. Class will be Dogwood. Kit fee \$5.00.



May 3 Susan Cleveland “My Eclectic Quilt Pageant”. *“My enthusiasm for quilting is said to be contagious! In classes, I work toward keeping an upbeat setting, providing well-written instructions, and attending to each student with personalized coaching.”*

Susan’s quilts have received many awards in international competitions since 1997 where judges comment on fine workmanship and original style. She includes charming, unexpected elements such as specialty threads, prairie points, piping, and great binding techniques. Susan invented the Groovin’ Piping Trimming Tool, used to trim piping seam allowances, and the Prairie Pointer pressing tool. In 2010 she was delighted to be named Minnesota Quilter of the Year!

May 4 9:00 am to 12:00 noon (3 hour lecture/demo) With lively projected demos you'll learn to prepare a quilt top for a successful finish; discover secrets of ditch quilting; learn when and how to mark or not mark a quilt; study stitching with heavy threads; get excited about big stitch hand quilting, bobbin quilting and couched quilting. These skills empower those whose free-motion skills are less than stellar but may be combined with free-motion quilting as well. Quilt your quilts with style and techniques you enjoy the most! No need for your sewing machine – lecture/demo only



May 5 Piped bindings add spark and a professional finish to any style piece. Every detail of binding and tiny perfect piping will be covered in class with step-by-step demos and printed instructions. Machine differences will be addressed so students will be successful with their own machines. Students work on their practice piece to achieve making perfect piping, preparing the quilt, applying piping, applying binding, mitering corners, joining tails, and finishing for a show-quality back. Many major award-winners are using this technique to achieve stunning results!



IQI Workshop Registration Form for 2017/18

Name: _____

Phone: _____ E-mail address: _____

Non-members only: _____

Address City St. Zip

Please circle appropriate price for each class.

Date	Teacher/Topic	Member	Non-Member
Aug 4 9 am-Noon	Mary Fons No Fear Partial Seams	55.00	65.00
Sept 9 8 am-6 pm	Madison Quilt Expo Bus Trip	45.00	55.00
Oct 6 9 am-3 pm	Pat Speth Small Wonders	45.00	55.00
Oct 7 9 am-3 pm	Pat Speth Picket Fence	45.00	55.00
Feb 2 9 am-3 pm	Catherine Redford Folk Art Stitching (no machine)	45.00	55.00
Feb 3 9 am-3 pm	Catherine Redford Modern Improv	45.00	55.00
Mar 2 9 am-3 pm	Barbara Black Feathered Stars Paper-Pieced	45.00	55.00
Mar 3 9 am-3 pm	Barbara Black String Stars: Use Those Scraps!	45.00	55.00
Apr 6 9 am-Noon	Mary Alice Hart Photo to Fabric: Dogwood (no machine)	25.00	30.00
May 4 9 am-Noon	Susan Cleveland: Simple Quilting with Style Lecture (no machine)	25.00	30.00
May 5 9 am-3 pm	Susan Cleveland Piping Hot Bindings	45.00	55.00

Supply lists available at illinoisquilters.com

TOTAL :

Please make checks payable to Illinois Quilters Inc. Bring form to IQI meeting or mail with check to:

Diane Greening, (address available in directory)

Refunds available up to 30 days in advance, minus a \$5 handling fee. Requests for refunds must be in writing and submitted in writing to workshop coordinator.

Illinois Quilters, Inc.
P.O. Box 39, Wilmette, IL 60091-0039
MEMBERSHIP APPLICATION
2017-2018

Membership directory Deadline: September 15, 2017
-Directory listing is essential for Fine Art of Fiber participation-

Please **PRINT** clearly

Today's date: _____

Name :

(as you want it on name badge & in directory)

Address: _____

City _____ State _____ Zip Code _____

Preferred phone # _____ secondary phone # _____

Email Address* to receive OakLeaf newsletter _____

(OK to use my email, but please don't print it in directory)

*NOTE: for OakLeaf newsletter via snail mail, add \$10.00 below.

Please indicate whether you are: NEW** to IQI _____ renewing _____ returning after absence _____

** How did you learn about IQI (friend, online search, Fine Art of Fiber, etc)?

FEES: _____ \$45.00 (through 6/30/17) or \$50.00 (from 7/01/17)

_____ \$10.00 if OakLeaf should be printed & mailed

_____ Library Fund (optional)

TOTAL _____ paid by cash _____ / check # _____

IQI is a volunteer organization and operates effectively only with everyone's help. Four hours of service a year is a suggested share. Please choose activity areas where you might like to help:

- | | |
|---|--|
| _____ Board (I would be willing to serve) | _____ Potluck help, Dec. and/or June meeting |
| _____ Demonstrate a technique (explain on page 2) | _____ Challenge project for members |
| _____ Fine Art of Fiber show/boutique | _____ Quilt-In (members' weekend retreat) |
| _____ Host a speaker in my home | _____ Help make raffle quilt |
| _____ Host at a workshop | _____ Help show raffle quilt at other guilds |
| _____ Help at library table at meetings | _____ Service projects-in a group or at home |
| _____ Help at membership table at meetings | _____ Webpage re-design team _____ |
| _____ Nominating committee for next Board | _____ _____ |

Demonstrations / Mini-Workshops

From time to time we have a program sharing the skills and wisdoms of our members. If you would like to be an instructor at such a meeting, please describe what you would like to share:

Business owners

As a member of IQI, if you have a business that sells quilts or quilt-related products you may be listed under "Area Shops" in the guild membership directory. Please provide this information:

Business Name: _____ Hours _____

Address _____ City _____ State _____ Zip _____

Telephone _____ URL or email _____

Text for directory (about goods & services offered)

Professional Quilting services and Related Activities

As a member, you may list your quilt-related services in the "professional Services" section* in the guild membership directory. Please provide your text and check your specialties below. Submit with this completed form a copy of credentials or documentation, such as certification, that supports any claims.

<input type="checkbox"/> appliqué	<input type="checkbox"/> craft shows	<input type="checkbox"/> quilting by machine
<input type="checkbox"/> appraisals	<input type="checkbox"/> demonstrations	<input type="checkbox"/> quilt photography
<input type="checkbox"/> baby quilts	<input type="checkbox"/> lectures	<input type="checkbox"/> quilt repair
<input type="checkbox"/> color consulting	<input type="checkbox"/> piecing	<input type="checkbox"/> workshops
<input type="checkbox"/> commissions	<input type="checkbox"/> quilting by hand	<input type="checkbox"/> other: _____

NOTE: This notice appears in the directory: "This section of our publication is provided as a free service to our members. As such, IQI, its officers, agents and representatives are not able to verify nor can we be responsible for the representations made in the advertisements. You should determine the accuracy of the representations, the credentials of the advertisers, as well as the quality of the services or goods before making purchases."

Don't miss the exhibit at the Art Institute
**Making Memories:
Quilts as Souvenirs**
running until March 18th in Galleries 57-59

Welcome to Myra Janus, a former member from some years ago, who received a membership for Christmas from her son Alex. (What a great idea!)

Due to rising expenses, the Board voted at its last meeting to raise the annual dues by \$10 to \$60 effective beginning the 2018 -2019 year. We will still offer a reduced Early Bird membership fee of \$55 for those renewing or starting membership by June 30, 2018.

Just a reminder of a few of the benefits of membership:

- Presentations and workshops, many given by nationally/internationally recognized fiber artists
- Access to the extensive guild library
- The ability to show and sell your work to the community at large at The Fine Art of Fiber held at the Chicago Botanic Garden in November
- Early sign-up and reduced fees for the annual Quilt-In retreat in January at Techny Towers.

Armaking event: "Witness Quilt" Block Gallery, Northwestern campus Wednesday, Jan 31, 6-9 pm
Melissa Blount, Evanston-based artist, activist and creator of the Black Lives Matter Quilt, will lead a sewing circle to create a new collaborative quilt influenced by the current William Blake exhibit and contemporary social issues.
RSVP and information at <https://eventbrite.com/e/artmaking-event-witness-quilt>.

**Membership currently stands at
109 members.**

**A note and adorable picture
from Julia Keren Detar**

Hi ladies!

I feel awful that I've missed the last few meetings and the potluck. I've gone back to work and while I love my work project, it has made balancing everything very challenging. Anyway, I wanted to say thanks again for the lovely quilt, we use it every-day for tummy time and belly tickles! I hope you all have a lovely holiday season and see you next year!



**FIRST
FRIDAY
ART OPENING**

Vivid Art Gallery presents

First Friday

Feb. 2, 5-8 pm Great art, live music and refreshments

Featured Artist: Marianne Burr: *Stitched by Hand*

Vivid Art Gallery 895 Green Bay Road, Winnetka, IL

Library News

Don't miss out on your second to last chance this fiscal year to check out library books! February and May are the only meetings that will be held at Beth Hillel where our book cart resides.

We have loads of books on topics our speakers/instructors will be teaching. Some examples: for medallions— **Country Medallion Sampler** by Doak, **Kentucky Medallion Appliqué Quilt Pattern Book** by Hooper; for stars— **America's Best Quilting Projects**; **Star Quilts** by Fons & Porter, **50 Fabulous Paper-Pieced Stars** by Doak; and lots of books on finishings and bindings in our Techniques section (purple).

Hopefully you've had time to read and use the books you have out now and will remember to return them at the February meeting. Browse at the meeting and get some inspiration!

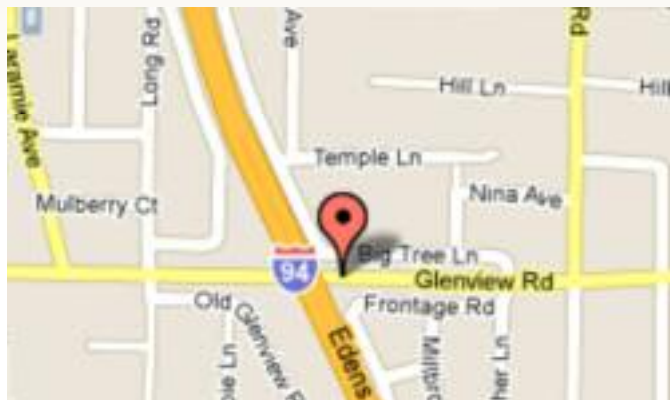
Librarians – Linda Feinberg, Barbara Feinberg, Judy Maffris

IQI Board Members

President	Kristin Woods <i>president@illinoisquilters.com</i>
VP Programs	Sue Sweeney
VP Contracts	Amy Spungen
Treasurer	Ellen Pomes
Secretary	Jeanne Galatzer-Levy
Membership	Nona Flores Cheryl Paras <i>membership@illinoisquilters.com</i>
Fine Art of Fiber	Edrene Heiss Carole Naughton
Workshop host	Nancy Haney
Workshop reg.	Diane Greening <i>workshops@illinoisquilters.com</i>
Member at Large	Martha Ross-Mockaitis

Committee Chairs

Library	Barbara Feinberg Linda Feinberg Judith Maffris <i>library@illinoisquilters.com</i>
Service/Friendship	Lynn Bradburn Diana Burrows
Oak Leaf Editor	Linda Howard <i>info@illinoisquilters.com</i>
Publicity	Mary Meyers
Website	Ellen Pomes <i>info@illinoisquilters.com</i>
Challenge Quilt	Melanie Anderson Anne Goldberg
Quilt In	Sarah Schneider Anita Ruesch Angel Sidor <i>quiltin@illinoisquilters.com</i>
Raffle Quilt	Suzanne Davis Killen Julia Keren-Detar Mary Meyers



Upcoming Quilt Shows

Pride of the Prairie Quilters "Sensational Stars from the Prairie", March 10-11, Richland Grade School, 1919 Caton Farm Rd., **Crest Hill, IL**

The Mukwonago Crazy Quilters Quilt Show, March 10-11, Park View Middle School, 930 N. Rochester St, **Mukwonago, WI**

Prairie Heritage Quilters, March 11-13, St. Albert's Center, 2420 St. Albert the Great Dr., **Sun Prairie, WI**

11th Annual Quilt Show at Fischer Farm, March 17-18, 16W680 Grand Ave., **Bensenville, IL**

Springfield Quilts "Piecing Together 200 Years", March 16-17, Orr Building (Gate 9), Illinois State Fairgrounds, **Springfield, IL**

Salt Creek Quilters Guild "Patchwork Pathways", April 7-8, Hinsdale Community House, 415 West 8th Street, **Hinsdale, IL**

String-A-Long Quilt Guild "A Spring Garden of Quilts", April 7-8, Porter Expo Center 215 E. Division Rd., **Valparaiso, IN**

International Quilt Festival Chicago, April 12-14, Donald E. Stephens Convention Center, 5555 N. River Rd., **Rosemont, IL**

Quilt Week Paducah, April 18-21, Schroeder Expo Center 415 Park Ave., **Paducah, KY**

Attention Members:

IQI has an archive of organization documents that are held at the Wilmette Historical Society. I recently went to inventory the collection to see what we have and where any gaps might be.

In future newsletters I'll be sharing some of the details of our collection, but in the meantime, **if you have any items like newsletters (mostly from the 1980-90's, we're pretty good for this century), flyers from our shows, or photos from Quilt-in we'd be happy to see if they are needed.** We don't have a vast amount of space so we will not be keeping duplicate copies, but your documents might be in better shape than what we have.

Help save the history of our organization!

Historian – Linda Feinberg



Gloria Dei