



The Oakleaf

VOL.33

ISSUE 8

APRIL, 2014

**ILLINOIS QUILTERS INC.
P.O. BOX 39
WILMETTE, IL 60091**

WEBSITES:

www.illinoisquilters.org
www.illinoisquiltersinc.org
www.illinoisquilters.com

IN THIS ISSUE:

Raffle/member news pg 1
Lectures/workshops pg 2
Library/FAOF news pg 3
Workshop app form pg 4
Membership app pg 5-6
IQI Board/contacts pg 7

NEXT MEETING:

April 3
Beth Hillel Congregation Bnai
Eminah
3220 Big Tree Lane
Wilmette, IL 60091
Doors open at 6:45 pm
Meeting begins at 7:30 pm

NEXT WORKSHOPS:

Apr. 4 (Pamela Holland)
Apr. 5 (Pamela Holland)
Gloria Dei Lutheran Church
1133 Pfingsten Road
Northbrook, IL 60062

NEXT BOARD MEETING:

April 21st
Wilmette Public Library

*If you have trouble
downloading/printing the forms in
this newsletter, try downloading
them from the IQI website.*

PRESIDENT'S LETTER:

April is such an exciting month with flowers blooming and brightening the hearts of us chilled folk. We loved seeing the quilts of Lenore Crawford! And hearing her stories! If you missed that program, you missed a good one.

Many members have already picked up their envelope of raffle tickets for our 2014 raffle quilt (see photo, below). Sell them to friends, neighbors, family, or buy them yourself. I sold all those in my envelope right off and asked for another set of tickets. Ticket sales are what drive our choice of program speakers. Low sales = fewer speakers/workshops. Your choice.

Our speaker this month will be Pamela Holland, speaking on "The Journey of Discovery Through Quilting". She will conduct two workshops, one on making quilts from the alphabet and one on Mexican tiles. May brings Philippa Naylor whose program and 2 days of workshops sound fascinating. So bring your checkbooks to sign up for these fabulous workshops.

See you there, and, keep on quilting,

Esther Behnke



"Sunrise Over Lake Michigan"
IQI's 2014 Raffle Quilt

Sue DiVarco
Raffle Quilt Travel Coordinator
773-271-7187 or suziequilts@yahoo.com

IQI 2013-14 LECTURES & WORKSHOPS

Apr. 3 Pamela Holland “The Journey of Discovery through Quilting”. Quilter, quilt designer, pattern designer, fabric designer, photographer, illustrator, film maker, judge, author. After a career as a photographer, and fashion designer, Pamela has been working in the quilting industry for over 20 years. She travels 10 months of the year to far-flung places teaching the art of quilting .

Apr. 4 When do we get to create the quilts from the alphabet? How many of you have created your own letter from the alphabet.? Well, this is the class for you. Create a letter and each of you will design your own quilt, with a little help from me. What is appliquéd? What is illustrated? This class takes you one step further.



April 5 Mexican Tiles. Learn how to create a Mexican Tile pattern with appliqué. A pattern is provided or you can create your own. Learn how to illustrate a tile pattern. (you will complete two in one day).



May 1 Philippa Naylor “The Evolution of a Quilt maker”. Born in Yorkshire, England, Philippa discovered a love of sewing and knitting as a child. A second-hand sewing machine for her thirteenth birthday enabled her to progress from making doll clothes to full sized garments. After training to be a clothing designer she worked five years designing lingerie for Courtaulds Clothing. She then moved to Dhahran Saudi Arabia with her husband Peter, who was working as an English language teacher. Philippa has had great success in quilt shows, and won many prizes - most notably the AQS Bernina Workmanship Award with "Pop Stars" in 2002 and AQS 'Best of Show' with "Lime Light" in 2003

May 2 Curved Piecing full-day work shop, Suitable for confident intermediate and advanced level students. Learn Philippa's unique award-winning curved piecing method in this exciting new class. A great opportunity to learn an entirely different way of creating a beautifully crafted contemporary quilt top.

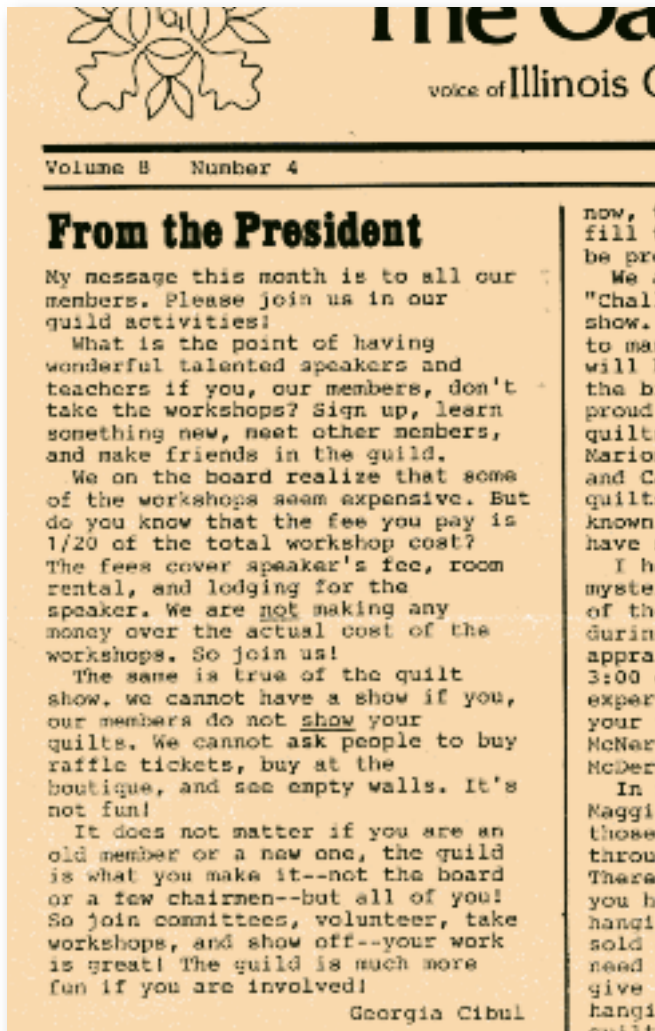


May 3 Happy Endings—Creative Ways to Finish Your Quilt. Be inspired by a variety of decorative edges and learn how to support unusual-shaped quilts. Facings, bindings, plastic boning supports and rouleau and scallop edges all explored.



Some things never change...

Georgia Cibul, who was IQI President in 1987, unearthed this old copy of the OakLeaf while in the process of moving. Her President's message looks pretty similar to today's 2014 message. Members are urged to attend workshops, volunteer and join in the fun! Ironically, the OakLeaf editors that year were Jennie Gordon and Linda Howard, your current OakLeaf editor (again).



Notice: I lent my SewSteady table to someone about a year ago, for a class, and can't remember who. If you have it, would you please give me a call at 773-218-3768? Thanks!
Chris Deering

And on that note...

I am looking for two intrepid volunteers to work with the Fine Art of Fiber committee.

Edrene Heiss and Melanie Anderson have done a stellar job, but they may serve for only one more year. We have found that having two people learning the ropes for a year works well.


IQI's participation in the Fine Art of Fiber depends on members serving on the committee. For info, contact Edrene or Melanie. To volunteer, call Jennie Gordon at 847-433-1898 or jgquilts@hotmail.com.

Library News

Check out the many applique books in the library this month to prepare you for the terrific workshops.

April and May meetings will be your last opportunity to check out books before the summer hiatus. So start thinking about what your vacation quilting plans need for inspiration.

Linda Feinberg
Barbara Feinberg
Judith Maffris



IQI Workshop Registration Form for 2013/2014

Name: _____

Phone: _____ E-mail address: _____

Non-members only: _____
Address City St. Zip

For each workshop, please circle the Member or Non-Member Price. Total amount remitted with each form should be the total of all circled amounts.

Date	Workshop Title	Member	Non-Member
9/7/13	Bus Trip to Quilt Expo Madison Wis.	\$45.00	\$45.00
10/4 5/13	Mary Buvia Invisible Appliqué Technique	\$90.00	\$100.00
1/4/14	Jim Pilarski 1/2 day Paper Piecing	\$25.00	\$35.00
2/7/14	Suzanne Marshall Hand Quilting without a Frame	\$50.00	\$60.00
2/8/14	Suzanne Marshall Take Away Appliqué	\$50.00	\$60.00
3/7/14	Lenore Crawford Small Fused Project Kit fee of \$15	\$50.00	\$60.00
3/8/14	Lenore Crawford Shredded Fabric	\$50.00	\$60.00
4/4/14	Pam Holland Amazing Alphabet	\$50.00	\$60.00
4/5/14	Pam Holland The Mexican Tiles	\$50.00	\$60.00
5/2/14	Philippa Naylor Contemporary Curved Piecing fee \$5.00 Pattern	\$50.00	\$60.00
5/3/14	Philippa Naylor Happy Endings fee\$5.00	\$50.00	\$60.00
	TOTAL AMOUNT DUE:		

Supply lists available on the IQI website: www.illinoisquilters.com

Bring a completed form with check or cash to a monthly meeting or send completed form with a check payable to IQI to:

Georgia Cibul
 11 Winfield Drive
 Northfield, IL 60093
 847-441-5678

Refunds are available up to 30 days in advance minus a \$5 per-workshop-day handling fee. Requests for refunds must be in writing and sent to workshop registration coordinator.



Illinois Quilters, Inc.
P.O. Box 39, Wilmette, IL 60091-0039

MEMBERSHIP APPLICATION
2014-2015

Membership Directory Deadline: September 15, 2014
– Directory listing is essential for Fine Art of Fiber participation –

please PRINT clearly: _____ today's date _____

name (as you want on name badge & in directory) _____

address _____

city _____ state _____ ZIP _____

preferred phone: (_____) _____ secondary phone: (_____) _____

e-mail address* to receive Oak Leaf _____

(ok to use my email, but please don't print it in the directory: _____)

*NOTE: for Oak Leaf via **regular mail** add \$10.00 below.

please indicate whether you are: new** to IQI _____ renewing _____ returning after absence _____

** how did you learn of IQI (friend, online search, etc.)? _____

FEES: _____ \$45 (thru 6/30/14) or \$50.00 (from 7/1/14)
_____ \$10.00 if Oak Leaf should be **printed & mailed**
_____ (discretionary) Library Fund

Total \$ _____ paid by cash _____ / check # _____

IQI is a volunteer organization and operates effectively only with everyone's help. Four hours of service per year is a suggested share. Please choose activity area/s where you might like to help:

- | | |
|--|--|
| _____ board (I would be willing to serve) | _____ potluck help, Dec. &/or June mtg. |
| _____ demonstrate a technique – explain on pg. 2 | _____ challenge project for members |
| _____ Fine Art of Fiber show/boutique | _____ quilt-in (members' weekend retreat) |
| _____ host a speaker in my home | _____ raffle quilt (help make) |
| _____ host at a workshop | _____ raffle quilt (help show at other guilds) |
| _____ help at library table at meetings | _____ service projects - in a group or at home |
| _____ help at membership table at meetings | _____ |
| _____ nominating committee for next board | _____ |

Demonstrations / Mini-workshops

From time to time we have a program sharing the skills and wisdom of our members. If you would like to be an instructor at such a meeting, please describe what you would like to share:

Business Owners

As a member of IQI, if you have a business that sells quilts or quilting-related products you may be listed under Area Shops in the guild membership directory. Please provide this information:

business name _____ hours _____
address _____ city _____ state _____ ZIP _____
telephone (____) _____ URL or email _____
text for directory (about goods & services offered) _____

Professional Quilting Services and Related Activities

As a member, you may list your quilt-related services in the Professional Services section* in the guild membership directory. Please provide your text and check your specialties below. *Submit with this completed form a copy of credentials or documentation that support any claims, such as certification.*

service/s _____

<input type="checkbox"/> appliqué	<input type="checkbox"/> craft shows	<input type="checkbox"/> quilting by machine
<input type="checkbox"/> appraisals	<input type="checkbox"/> demonstrations	<input type="checkbox"/> quilt photography
<input type="checkbox"/> baby quilts	<input type="checkbox"/> lectures	<input type="checkbox"/> quilt repair
<input type="checkbox"/> color consulting	<input type="checkbox"/> piecing	<input type="checkbox"/> workshops
<input type="checkbox"/> commissions	<input type="checkbox"/> quilting by hand	<input type="checkbox"/> other: _____

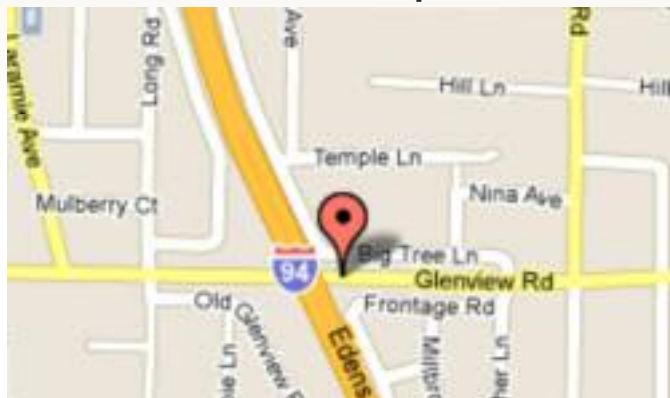
*NOTE: This notice appears in the directory: "This section of our publication is provided as a free service to our members. As such, IQI, its officers, agents and representatives are not able to verify nor can we be responsible for the representations made in the advertisements. You should determine the accuracy of the representations, the credentials of the advertisers, as well as the quality of the services or goods before making purchases."

IQI Board Members

President	Esther Behnke <i>president@illinoisquilters.com</i>
VP Programs	Angel Sidor
VP Contracts	Donna Derstadt
Treasurer	Randy Menakes
Secretary	Susan Grum
Membership	Katie Ordovery Patti Carrington <i>membership@illinoisquilters.com</i>
Oak Leaf Editor	Linda Howard <i>info@illinoisquilters.com</i>
Fine Art of Fiber	Edrene Heiss Melanie Anderson Fay Stickler
Workshop host	Diana Burrows
Workshop reg.	Georgia Cibul <i>workshops@illinoisquilters.com</i>
Member at Large	Jennie Gordon

Committee Chairs

Library	Barbara Feinberg Linda Feinberg Judith Maffris <i>library@illinoisquilters.com</i>
Service/Friendship	Lynn Bradburn Diana Burrows
Quilt-In	Chris Deering Cynthia Churchwell
2013 Raffle Quilt	Donna Derstadt Sue DeVarco Linda Yatzor
2014 Raffle Quilt	Donna Derstadt Linda Yatzor Mary Meyers
Publicity	Mary Meyers
Website	Ellen Pomes <i>info@illinoisquilters.com</i>
Challenge Quilt	Linda Howard, Anne Hart, Diane Capitani



Beth Hillel

Service/Friendship

Next day of service and friendship is April 19th. Please mark your calendar.

More 2014 dates to put in your smart phone or laptop, or tablet or calendar or post-it note...

“Civil War Quilters: Loyal Hearts of Illinois”

Illinois State Museum’s new exhibition presents a fresh perspective on the Civil War by uncovering the fascinating stories of Illinois women who rigorously supported their fathers, sons, brothers, husbands and friends from the homefront.

Each quilt on exhibit has its own unique story and individual attributes. One particularly rare quilt, a log cabin design from Anna, Illinois, was pieced together with fabrics, including scraps from both Union and Confederate uniforms. The scraps reportedly belonged to the maker’s sons who fought on both sides of the war.

An album quilt on display was made by a close neighbor of Abraham Lincoln. The quilter’s friends and family, whose names adorn this quilt represent the “West” as Illinois was then considered.

In addition to the quilts, a wide variety of artifacts demonstrating the expansive range of womens’ work for the war, is also on display.

Exhibit opens May 6th, 2014l.

Illinois State Museum
201 West 10th Street
Lockport, IL 60441

Phone: 815-838-7400

Curator’s Talk: August 10th, 2014 (RSVP recommended)

Free Admission and parking



Gloria Dei